



AL-KES.AKD-AKL

PT. AZZA CITRA INSANI PERSADA



SUWARNA


SYNERPLAS+

FILTRUZ





BARCODE- WEB CORPORATION ACIP



Perusahaan kami bertujuan dan berkomitmen untuk memberikan pelayanan YANG TERBAIK , dengan tetap menjaga kualitas Nomor satu . Dalam mencapai tujuan tersebut, kami didukung oleh sumber daya manusia yang profesional dan berkualitas. Hal ini guna menjaga kepuasan pelanggan yang sudah mempercayakan kepada **PT.Azza Citra Insani Persada** sebagai pilihan dalam bekerjasama/bermitra

Visi

Menjadi perusahaan penyedia dan penyalur alat laboratorium pendidikan dan kesehatan yang terbaik, dengan berusaha menjaga kualitas dan pelayanan nomor satu di indonesia dan tetap mengedepankan kepuasan pekerja dan pelanggan .

Misi

- Menjaga Kualitas Sumber Daya Yang Kami Sediakan
- Mengedepankan Kepuasan Pelanggan Serta Mengutamakan Pelayanan Yang Teratur Sesuai Standar Yang Berlaku
- Membangun Kemitraan Dengan Berbagai Industri Lapisan Besar, Maupun Usaha - Kecil Menengah Baik Nasional Maupun Internasional

Welcome	
Daftar Isi	
Manual Hospital Bed	1
Electric Hospital Bed	3
Stretcher	7
Mattress	9
Trolley	10
Bowl Stand / Overbed Table	11
Pembangkit Listrik Tenaga Surya	12
Laundry (Washer)	13
Laundry (Barrier)	15
Laundry (Dryer)	16
Laundry (Ironer) / Press Machine	17
TYKA	18
Modular Operation Theatre	22
Reverse Osmosis	23
Infus Pump	26
Gloves	27
Cairan Pembersih	28
Synerplast	31
Quality Control	

PR-001

Manual Hospital Bed 1 Function



Certified:
Kementerian Perindustrian
REPUBLIK INDONESIA
TKDN

TECHNICAL SPESIFICATION

DIMENSION	
PATIENT SURFACE	840 x 1960 mm
OVERALL DIMENSION	900 x 2200 mm
HEIGHT	
HEIGHT WITHOUT MATTRESS	550 mm
ANGLES	
MAX HEAD ELEVATION	65°
WEIGHT	
OVERALL NET WEIGHT OF BED	70 Kg
MAX WEIGHT LIMIT	300 Kg
CASTER & BRAKING SYSTEM	
CASTER SIZE	125 mm

KEMENKES RI AKD : 10902610506

PRODUCT BENEFIT

- Manual head elevation
- Total lock caster wheel
- 300 kg safe working load
- Accessory hanger for drainage
- Easily removable head and foot boards
- Collapsible bedside rails
- Stand Infuse inclusive

PR-003

Manual Hospital Bed 3 Functions



Certified:
Kementerian Perindustrian
REPUBLIK INDONESIA
TKDN

TECHNICAL SPESIFICATION

DIMENSION	
PATIENT SURFACE	840 x 1960 mm
OVERALL DIMENSION	900 x 2200 mm
HEIGHT	
HEIGHT WITHOUT MATTRESS	450 - 750 mm
ANGLES	
MAX HEAD ELEVATION	65°
KNEE GATCH	40°
WEIGHT	
OVERALL NET WEIGHT OF BED	88 Kg
MAX WEIGHT LIMIT	300 Kg
CASTER & BRAKING SYSTEM	
CASTER SIZE	125 mm

KEMENKES RI AKD : 10902610508

PRODUCT BENEFIT

- Manual adjustable Height
- Manual head elevation and knee gatch
- Total lock caster wheel
- 300 kg safe working load
- Accessory hanger for drainage
- Easily removable head and foot boards
- Collapsible bedside rails
- Stand Infuse inclusive

PR-002

Manual Hospital Bed 2 Functions



Certified:
Kementerian Perindustrian
REPUBLIK INDONESIA
TKDN

TECHNICAL SPESIFICATION

DIMENSION	
PATIENT SURFACE	840 x 1960 mm
OVERALL DIMENSION	900 x 2200 mm
HEIGHT	
HEIGHT WITHOUT MATTRESS	550 mm
ANGLES	
MAX HEAD ELEVATION	65°
KNEE GATCH	40°
WEIGHT	
OVERALL NET WEIGHT OF BED	77 Kg
MAX WEIGHT LIMIT	300 Kg
CASTER & BRAKING SYSTEM	
CASTER SIZE	125 mm

KEMENKES RI AKD : 10902610507

PRODUCT BENEFIT

- Manual head elevation and knee gatch
- Total lock caster wheel
- 300 kg safe working load
- Accessory hanger for drainage
- Easily removable head and foot boards
- Collapsible bedside rails
- Stand Infuse inclusive

PR-004

Manual Hospital Bed 3 Functions Drop Down



Certified:
Kementerian Perindustrian
REPUBLIK INDONESIA
TKDN

TECHNICAL SPESIFICATION

DIMENSION	
PATIENT SURFACE	840 x 1960 mm
OVERALL DIMENSION	900 x 2200 mm
HEIGHT	
HEIGHT WITHOUT MATTRESS	450 - 750 mm
ANGLES	
MAX HEAD ELEVATION	65°
KNEE GATCH	40°
WEIGHT	
OVERALL NET WEIGHT OF BED	77 Kg
MAX WEIGHT LIMIT	300 Kg
CASTER & BRAKING SYSTEM	
CASTER SIZE	125 mm

KEMENKES RI AKD : 10902610509

PRODUCT BENEFIT

- Manual adjustable Height
- Manual head elevation and knee gatch
- Total lock caster wheel
- 300 kg safe working load
- Accessory hanger for drainage
- Easily removable head and foot boards
- Drop down bedside rails
- Stand Infuse inclusive

PC-001

Children Hospital Bed



TECHNICAL SPESIFICATION

DIMENSION	
PATIENT SURFACE	700 x 1650 mm
OVERALL DIMENSION	800 x 1700 mm
HEIGHT	
FIXED HEIGHT	550 mm
ANGLES	
MAX HEAD ELEVATION	65°
WEIGHT	
OVERALL NET WEIGHT OF BED	60 Kg
MAX WEIGHT LIMIT	200 Kg
CASTER & BRAKING SYSTEM	
CASTER SIZE	125 mm

KEMENKES RI AKD : 10902610510

PRODUCT BENEFIT

- Manual backrest elevation (Max 65°)
- High quality powder coating
- Fixed height 550 mm
- Total lock caster wheel
- 200 kg safe working load
- Lockable slide guardrail

SYD-BEGAWAN

Examination Table Poli Umum



TECHNICAL SPESIFICATION

DIMENSION	
PATIENT SURFACE	665 x 1900 mm
OVERALL DIMENSIONS	665 x 1900 mm
BED HEIGHT	
HEIGHT WITH MATTRESS	740 mm
BED ANGLES	
MAX HEAD ELEVATION	70°
WEIGHT	
OVERALL NET WEIGHT OF BED	35 Kg
MAX WEIGHT LIMIT	220 Kg

KEMENKES RI AKD : 10903022795

PRODUCT BENEFIT

- Lightweight and durable construction
- Adjustable backrest
- Freestanding design
- Flat packed for storage and transport
- Easily cleaned
- Durable epoxy powder coated frame
- Weight capacity 220 Kg

PE-001

Examination Table



TECHNICAL SPESIFICATION

DIMENSION	
OVERALL DIMENSION	655 x 1900 mm
HEIGHT	
FIXED HEIGHT	745 mm
ANGLES	
MAX HEAD ELEVATION	75°
WEIGHT	
OVERALL NET WEIGHT OF BED	30 Kg
MAX WEIGHT LIMIT	130 Kg

KEMENKES RI AKD : 10903610485

PRODUCT BENEFIT

- Lightweight and durable construction
- Adjustable back rest
- Freestanding design
- Flat packed for storage and transport
- Easily cleaned
- Durable epoxy powder coated frame
- Maximum user weight capacity 130 Kg

SYD-TOBA

Obgyn Bed Manual



TECHNICAL SPESIFICATION

DIMENSION	
PATIENT SURFACE	750 x 1700 mm
OVERALL DIMENSIONS	750 x 1700 mm
BED HEIGHT	
HEIGHT WITH MATTRESS	820 mm
BED ANGLES	
MAX HEAD ELEVATION	70°
WEIGHT	
OVERALL NET WEIGHT OF BED	130 Kg
MAX WEIGHT LIMIT	220 Kg

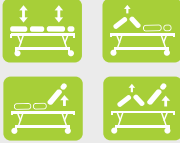
KEMENKES RI AKD : 21103022899

PRODUCT BENEFIT

- The position of the patients can be adjusted according to practical situation.
- Integral elevating function control.
- Adjustable backrest
- The seat section can up-warp and down lean together with the back section.
- Foot rest can swing toward two sides .
- The soft mattress with smooth surface, and easy to clean.

PR-005

Electric Hospital Bed 3 Motors



TECHNICAL SPESIFICATION

DIMENSION	
PATIENT SURFACE	840 x 1960 mm
OVERALL DIMENSION	960 x 2200 mm
HEIGHT	
HEIGHT WITHOUT MATTRESS	450 - 750 mm
ANGLES	
MAX HEAD ELEVATION	65°
KNEE GATCH	40°
WEIGHT	
OVERALL NET WEIGHT OF BED	95 Kg
MAX WEIGHT LIMIT	300 Kg
ELECTRICAL	
Voltase & Battery Back up	220 V - 50Hz & 2 - 12 V DC
CASTER & BRAKING SYSTEM	
CASTER SIZE	150 mm

PRODUCT BENEFIT

- Electric adjustable Height
- Electric head elevation and knee gatch
- Total lock caster wheel
- 300 kg safe working load
- Accessory hanger for drainage
- Easily removable head and foot boards
- Collapsible bedside rails
- Stand Infuse inclusive

KEMENKES RI AKD : 20902610400



PR-007

Electric Hospital Bed 4 Motors



TECHNICAL SPESIFICATION

DIMENSION	
PATIENT SURFACE	840 x 1960 mm
OVERALL DIMENSIONS	960 x 2200 mm
BED HEIGHT	
LOW POSITION	550 mm
HIGH POSITION	900 mm
BED ANGLES	
MAX HEAD ELEVATION	65° ±5°
MAX KNEE GATCH	40°
MAX TREND/REVERSE TREND	+12°/-8°
TILT ADJUSTMENT	MAX 15°
WEIGHT	
OVERALL NET WEIGHT OF BED	100 Kg
MAX WEIGHT LIMIT	300 Kg
ELECTRICAL	
BATTERY BACK UP	2 - 12 Volt DC
VOLTAGE	220V / 50Hz
CASTER & BRAKING SYSTEM	
CASTER SIZE	150 mm

PRODUCT BENEFIT

- Electrical backrest elevation
- Electrical knee gatch
- Electrical height adjustment
- Electrical tilt adjustment
- Roller bumpers in every corner
- Battery back up
- 300 kg safe working load
- Drop down side board
- Stand Infuse inclusive

KEMENKES RI AKD : 20902610402



PR-006

Electric Hospital Bed 3 Motors Drop Down



TECHNICAL SPESIFICATION

DIMENSION	
PATIENT SURFACE	840 x 1960 mm
OVERALL DIMENSION	960 x 2200 mm
HEIGHT	
HEIGHT WITHOUT MATTRESS	450 - 750 mm
ANGLES	
MAX HEAD ELEVATION	65°
KNEE GATCH	40°
WEIGHT	
OVERALL NET WEIGHT OF BED	95 Kg
MAX WEIGHT LIMIT	300 Kg
ELECTRICAL	
Voltase & Battery Back up	220 V - 50Hz & 2 - 12 V DC
CASTER & BRAKING SYSTEM	
CASTER SIZE	150 mm

PRODUCT BENEFIT

- Electric adjustable Height
- Electric head elevation and knee gatch
- Total lock caster wheel
- 300 kg safe working load
- Accessory hanger for drainage
- Easily removable head and foot boards
- Drop down bedside rails
- Stand Infuse inclusive

KEMENKES RI AKD : 20902610401



PR-008

Electric Hospital Bed 4 Motors X-Ray Cassette



TECHNICAL SPESIFICATION

DIMENSION	
PATIENT SURFACE	840 x 1960 mm
OVERALL DIMENSIONS	960 x 2200 mm
BED HEIGHT	
LOW POSITION	550 mm
HIGH POSITION	900 mm
BED ANGLES	
MAX HEAD ELEVATION	65° ±5°
MAX KNEE GATCH	40°
MAX TREND/REVERSE TREND	+12°/-8°
TILT ADJUSTMENT	MAX 15°
WEIGHT	
OVERALL NET WEIGHT OF BED	100 Kg
MAX WEIGHT LIMIT	300 Kg
ELECTRICAL	
BATTERY BACK UP	2 - 12 Volt DC
VOLTAGE	220V / 50Hz
CASTER & BRAKING SYSTEM	
CASTER SIZE	150 mm

PRODUCT BENEFIT

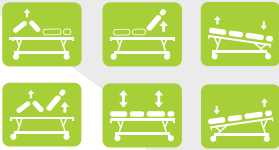
- Electrical backrest elevation
- Electrical knee gatch
- Electrical height adjustment
- Electrical tilt adjustment
- Roller bumpers in every corner
- Battery back up
- 300 kg safe working load
- Drop down side board
- Stand Infuse inclusive

KEMENKES RI AKD : 20902610403



PR-009

Electric Hospital Bed 4 Motors Digital Scale



KEMENKES RI AKD : 20902610404

TECHNICAL SPESIFICATION

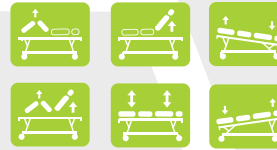
DIMENSION	
PATIENT SURFACE	840 x 1960 mm
OVERALL DIMENSIONS	960 x 2200 mm
BED HEIGHT	
LOW POSITION	550 mm
HIGH POSITION	900 mm
BED ANGLES	
MAX HEAD ELEVATION	65° ±5°
MAX KNEE GATCH	40°
MAX TREND/ REVERSE TREND	+12°/-8°
TILT ADJUSTMENT	MAX 15°
WEIGHT	
OVERALL NET WEIGHT OF BED	100 Kg
MAX WEIGHT LIMIT	300 Kg
ELECTRICAL	
BATTERY BACK UP	2 - 12 Volt DC
VOLTAGE	220V / 50Hz
CASTER & BRAKING SYSTEM	
CASTER SIZE	150 mm

PRODUCT BENEFIT

- Electrical backrest elevation
- Electrical knee gatch
- Electrical height adjustment
- Electrical tilt adjustment
- Roller bumpers in every corner
- Battery back up
- 300 kg safe working load
- Drop down side board
- Stand Infuse inclusive

PR-010

Electric Hospital Bed 4 Motors Digital Scale & X-Ray Cassette



KEMENKES RI AKD : 20902610405

TECHNICAL SPESIFICATION


DIMENSION	
PATIENT SURFACE	840 x 1960 mm
OVERALL DIMENSIONS	960 x 2200 mm
BED HEIGHT	
LOW POSITION	550 mm
HIGH POSITION	900 mm
BED ANGLES	
MAX HEAD ELEVATION	65° ±5°
MAX KNEE GATCH	40°
MAX TREND/ REVERSE TREND	+12°/-8°
TILT ADJUSTMENT	MAX 15°
WEIGHT	
OVERALL NET WEIGHT OF BED	100 Kg
MAX WEIGHT LIMIT	300 Kg
ELECTRICAL	
BATTERY BACK UP	2 - 12 Volt DC
VOLTAGE	220V / 50Hz
CASTER & BRAKING SYSTEM	
CASTER SIZE	150 mm

PRODUCT BENEFIT

- Electrical backrest elevation
- Electrical knee gatch
- Electrical height adjustment
- Electrical tilt adjustment
- Roller bumpers in every corner
- Battery back up
- 300 kg safe working load
- Drop down side board
- Stand Infuse inclusive

PRM-001

Electric Hospital Bed 7 Motors Multifunction Hospital Bed



KEMENKES RI AKD : 20902610440

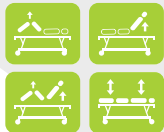
TECHNICAL SPESIFICATION

DIMENSION	
PATIENT SURFACE	900 x 2000 mm
OVERALL DIMENSIONS	960 x 2200 mm
BED HEIGHT	
LOW POSITION	550 mm
HIGH POSITION	900 mm
BED ANGLES	
MAX HEAD ELEVATION	70° ±5°
MAX KNEE GATCH	40°
MAX TREND/ REVERSE TREND	+14°/-8°
TILT ADJUSTMENT	MAX 15°
LATERAL TILT	± 30°
WEIGHT	
OVERALL NET WEIGHT OF BED	230 Kg
MAX WEIGHT LIMIT	300 Kg
ELECTRICAL	
BATTERY BACK UP	2 - 12 Volt DC
VOLTAGE	220V / 50Hz - 484 Watt/2.2A
CASTER & BRAKING SYSTEM	
CASTER SIZE	150 mm

PRODUCT BENEFIT

- Electrical backrest elevation (Max 65°)
- Electrical knee gatch (Max 40°)
- Electrical height adjustment 500 - 800 mm
- Electrical tilt adjustment
- Electrical lateral tilt ± 30°
- Length patient surface adjustment
- X-ray cassette tray
- Battery back up
- Central lock system with 2 directional wheel
- 300 kg safe working load
- Handset patient
- Nurse control
- Digital scale
- Drop down side board
- Auto and manual CPR
- Bed bumpers
- Stand Infuse inclusive

SYD-JAYAWIJAYA Electric Hospital Bed 3 Motors



KEMENKES RI AKD : 20902022706


TECHNICAL SPESIFICATION

DIMENSION	
PATIENT SURFACE	750 x 1700 mm
OVERALL DIMENSIONS	750 x 1700 mm
BED HEIGHT	
HEIGHT WITH MATTRESS	820 mm
BED ANGLES	
MAX HEAD ELEVATION	70°
WEIGHT	
OVERALL NET WEIGHT OF BED	130 Kg
MAX WEIGHT LIMIT	220 Kg

PRODUCT BENEFIT

- Easily removable head and foot boards
- Weight capacity 300 Kg
- Roller bumpers for corner protection
- Central locking caster wheel
- Height Adjustment
- Battery backup
- Dropdown Sideboard
- IV Pole
- Push Pedal
- Urine Bag Hanger
- Angle Indicator

SYD-LOKON Electric Hospital Bed 4 Motors



KEMENKES RI AKD : 20902022789

TECHNICAL SPESIFICATION

DIMENSION	
PATIENT SURFACE	890 x 1960 mm
OVERALL DIMENSIONS	940 x 2100 mm
BED HEIGHT	
HEIGHT WITHOUT MATTRESS	400 - 750 mm
BED ANGLES	
MAX HEAD ELEVATION	70°
MAX KNEE GATCH	40°
MAX TREND/ REVERSE TREND	+12°/-12°
WEIGHT	
OVERALL NET WEIGHT OF BED	105 Kg
MAX WEIGHT LIMIT	300 Kg
CASTER & BRAKING SYSTEM	
CASTER SIZE	150 mm

PRODUCT BENEFIT

- Easily removable head and foot boards
- Weight capacity 300 Kg
- Roller bumpers for corner protection
- Central locking caster wheel
- Auto CPR
- Battery backup
- Nurse control unit with display
- Membrane switch panel
- IV Pole
- Push Pedal
- Urine Bag Hanger
- Angle Indicator

SYD-MERAPI Electric Hospital Bed 4 Motors Weight Scale



KEMENKES RI AKD : 20902022830

TECHNICAL SPESIFICATION

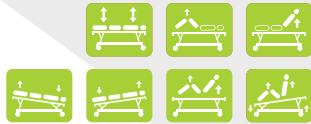
DIMENSION	
PATIENT SURFACE	890 x 1960 mm
OVERALL DIMENSIONS	940 x 2100 mm
BED HEIGHT	
HEIGHT WITHOUT MATTRESS	400 - 750 mm
BED ANGLES	
MAX HEAD ELEVATION	70°
MAX KNEE GATCH	40°
MAX TREND/ REVERSE TREND	+12°/-12°
WEIGHT	
OVERALL NET WEIGHT OF BED	105 Kg
MAX WEIGHT LIMIT	300 Kg
CASTER & BRAKING SYSTEM	
CASTER SIZE	150 mm

PRODUCT BENEFIT

- Easily removable head and foot boards
- Bed height adjustment
- Weight capacity 300 Kg
- Roller bumpers for corner protection
- Central locking caster wheel
- Battery backup
- Nurse control unit with display
- Weight digital scal indicator
- Membrane switch panel
- IV Pole
- Urine bag hanger
- Angle indicator

SYD-SINABUNG

Electric Hospital Bed 4 Motors X-Ray



KEMENKES RI AKD : 20902022668

TECHNICAL SPESIFICATION

DIMENSION	
PATIENT SURFACE	890 x 1960 mm
OVERALL DIMENSIONS	940 x 2100 mm
BED HEIGHT	
HEIGHT WITHOUT MATTRESS	400 - 750 mm
BED ANGLES	
MAX HEAD ELEVATION	70°
MAX KNEE GATCH	40°
MAX TREND/ REVERSE TREND	+12°/-12°
WEIGHT	
OVERALL NET WEIGHT OF BED	105 Kg
MAX WEIGHT LIMIT	300 Kg
CASTER & BRAKING SYSTEM	
CASTER SIZE	150 mm

PRODUCT BENEFIT

- Easily removable head and foot boards
- Weight capacity 300 Kg
- Roller bumpers for corner protection
- Central locking caster wheel
- Auto CPR
- Battery backup
- Nurse control unit with display
- Membrane switch panel
- IV Pole
- Push Pedal
- X-Ray tray
- Urine Bag Hanger
- Angle Indicator

SYD-SMART-02

Multifunction Smart Two (3 Lifting Colomns)



KEMENKES RI AKD : 20902022683

TECHNICAL SPESIFICATION

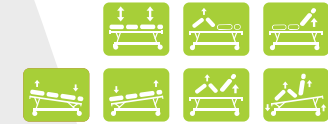
DIMENSION	
PATIENT SURFACE	890 x 1960 mm
OVERALL DIMENSIONS	940 x 2100 mm
BED HEIGHT	
HEIGHT WITHOUT MATTRESS	510 - 860 mm
BED ANGLES	
MAX HEAD ELEVATION	70°
MAX KNEE GATCH	40°
MAX TREND/ REVERSE TREND	+12°/-12°
LATERAL TILT	+30°/-30°
WEIGHT	
OVERALL NET WEIGHT OF BED	220 Kg
MAX WEIGHT LIMIT	300 Kg
CASTER & BRAKING SYSTEM	
CASTER SIZE	150 mm

PRODUCT BENEFIT

- Easily removable head and foot boards
- Weight capacity 300 Kg
- Roller bumpers for corner protection
- Central locking caster wheel
- Auto CPR
- Battery backup
- Nurse control unit with display
- Weight digital scale indicator
- Membrane switch panel
- Extended mattress platform
- Automatic lateral therapy
- IV Pole
- Push Pedal
- X-Ray tray

SYD-MAHAMERU

Electric Hospital Bed 4 Motors X-Ray & Digital Scale



KEMENKES RI AKD : 20902022861

TECHNICAL SPESIFICATION

DIMENSION	
PATIENT SURFACE	890 x 1960 mm
OVERALL DIMENSIONS	940 x 2100 mm
BED HEIGHT	
HEIGHT WITHOUT MATTRESS	400 - 750 mm
BED ANGLES	
MAX HEAD ELEVATION	70°
MAX KNEE GATCH	40°
MAX TREND/ REVERSE TREND	+12°/-12°
WEIGHT	
OVERALL NET WEIGHT OF BED	105 Kg
MAX WEIGHT LIMIT	300 Kg
CASTER & BRAKING SYSTEM	
CASTER SIZE	150 mm

PRODUCT BENEFIT

- Easily removable head and foot boards
- Weight capacity 300 Kg
- Roller bumpers for corner protection
- Central locking caster wheel
- Auto CPR
- Battery backup
- Nurse control unit with display
- Weight digital scale indicator
- Membrane switch panel
- IV Pole
- Push Pedal
- X-Ray tray
- Urine Bag Hanger
- Angle Indicator

PS-001

Hydraulic Stretcher



Certified:
Kementerian Perindustrian
REPUBLIK INDONESIA
TKDN

PRODUCT BENEFIT

- Single hydraulic
- 2 Part mattress platform
- Tiltable backrest 0° - 70°
- TR/ATR tilting
- X-ray cassette tray
- Central lock system with 2 directional wheel
- 220 kg safe working load
- Oxygen tank holder
- Intergrated fold down side rails
- Stand Infuse inclusive

KEMENKES RI AKD : 20903610533

TECHNICAL SPESIFICATION

DIMENSION	
OVERALL DIMENSIONS	680 x 830 x 2310 mm
HEIGHT	
HEIGHT WITHOUT MATTRESS	540 - 900 mm
BED ANGLES	
MAX HEAD ELEVATION	70°
WEIGHT	
OVERALL NET WEIGHT OF BED	125 Kg
MAX WEIGHT LIMIT	220 Kg
CASTER & BRAKING SYSTEM	
CASTER SIZE	220 mm

PS-03

Transfer Stretcher 1 Crank



Certified:
Kementerian Perindustrian
REPUBLIK INDONESIA
TKDN

PRODUCT BENEFIT

- Tiltable backrest 0° - 70°
- Roller bumpers for corner protection
- Casters size 200 mm
- Central lock system
- Weight capacity 220 Kg
- IV Pole
- Torque release crank

KEMENKES RI AKD : 20903610533

TECHNICAL SPESIFICATION

DIMENSION	
OVERALL DIMENSIONS	800 x 1990
HEIGHT	
HEIGHT WITHOUT MATTRESS	580 - 900 mm
BED ANGLES	
MAX HEAD ELEVATION	70°
WEIGHT	
OVERALL NET WEIGHT OF BED	71 Kg
MAX WEIGHT LIMIT	220 Kg
CASTER & BRAKING SYSTEM	
CASTER SIZE	220 mm

PTI-02

Infus Stand With 5 Castors



Certified:
Kementerian Perindustrian
REPUBLIK INDONESIA
TKDN

PRODUCT BENEFIT

- 2 Part mattress platform
- Adjustable backrest 0° - 70°
- 2 Hydraulic lifting column
- 4 Infusion Pole
- Central lock system with 2 directional wheel
- Intergrated fold down side rails
- Roller bumper or corner protection

KEMENKES RI AKD : 20903610553

TECHNICAL SPESIFICATION

DIMENSION	
OVERALL DIMENSIONS	680 x 830 x 2040 mm
HEIGHT	
HEIGHT WITHOUT MATTRESS	540 - 900 mm
ANGLES	
MAX HEAD ELEVATION	70°
TR / ATR TILT	+12° - 12°
WEIGHT	
OVERALL NET WEIGHT OF BED	125 Kg
MAX WEIGHT LIMIT	220 Kg
CASTER & BRAKING SYSTEM	
CASTER SIZE	200 mm

PSC-01

Corpes Stretcher



TECHNICAL SPESIFICATION

DIMENSION	
OVERALL DIMENSIONS	700 x 800 x 2200 mm
WEIGHT	
OVERALL NET WEIGHT OF BED	30 Kg
MAX WEIGHT LIMIT	200 Kg
CASTER & BRAKING SYSTEM	
CASTER SIZE	150 mm

PRODUCT BENEFIT

- All stainless steel material
- 2 pushing handles
- Hollow surface with drainage hole and sewage tray
- 4 Rubber casters , 2 are lockable
- 200 kg safe working load

KEMENKES RI AKD : 20903610535

PTI-01

Infus Stand 4 Hook



TECHNICAL SPESIFICATION

DIMENSION

OVERALL DIMENSIONS | 600 x 1850 mm

PRODUCT BENEFIT

- New generation of Infusion Stand
- Stainless Steel material
 - 1,2 mm stainless steel construction
 - Polish finishing

KEMENKES RI AKD : 10903610499

PBC-01

Bedside Cabinet



TECHNICAL SPESIFICATION

DIMENSION

OVERALL DIMENSIONS | 420 x 450 x 875 mm

PRODUCT BENEFIT

- Structure made of powder-coated
- Worktop made of ABS
- The structure can be washed and disinfected
- Swivel 4 Castors

PTI-02

Infus Stand With 5 Castors



TECHNICAL SPESIFICATION

DIMENSION

OVERALL DIMENSIONS | 600 x 1850 mm

PRODUCT BENEFIT

- New generation of Infusion Stand
- Stainless Steel material
 - 1,2 mm stainless steel construction
 - Polish finishing

KEMENKES RI AKD : 10903610500

PBC-02

Bedside Cabinet With Drawers



TECHNICAL SPESIFICATION

DIMENSION

OVERALL DIMENSIONS | 425 x 455 x 915 mm

PRODUCT BENEFIT

- Structure made of powder-coated
- Worktop made of ABS
- The structure can be washed and disinfected
- Swivel 4 Castors
- Drawers are made of powder-coated steel

PM-001

Memory Mattress



TECHNICAL SPESIFICATION

DIMENSION

OVERALL DIMENSIONS 840-900 x 1960 x 120 mm

PRODUCT BENEFIT

- Japan technology eon texture foam for comfortable
- Aeroflow system
- Flexible
- Easy to follow hospital bed's shape
- Waterproof
- PU Leather Cover
- Memory foam (Soft feeling)

PM-003

CNC Memory Mattress



TECHNICAL SPESIFICATION

DIMENSION

OVERALL DIMENSIONS 840-900 x 1960 x 120 mm

PRODUCT BENEFIT

- High tecnology and high precision cnc machnice
- Eon texture foam for comfortable
- Aeroflow system, Flexible
- Easy to follow hospital bed's shape
- Waterproof, PU Leather cover
- Dual side available
- Memory foam (Soft feeling)

PM-002

CNC Mattress



TECHNICAL SPESIFICATION

DIMENSION

OVERALL DIMENSIONS 840-900 x 1960 x 120 mm

PRODUCT BENEFIT

- Made by high technology and high precision cnc machine
- Aeroflow system
- Flexible
- Adjustable to body shape
- Easy to follow hospital bed's shape
- Waterproof
- PU Leather cover

PM-004

Flat Mattress



TECHNICAL SPESIFICATION

DIMENSION

OVERALL DIMENSIONS 840-900 x 1960 x 100 mm

PRODUCT BENEFIT

- Japan tecnology foam with more varian density
- Flexible
- Easy to follow hospital bed's shape
- Waterproof
- Vinyl cover

PIT-01

Instrument Trolley 2 Shelves



TECHNICAL SPECIFICATION

DIMENSION

OVERALL DIMENSIONS	700 x 500 x 960 mm
--------------------	--------------------

PRODUCT BENEFIT

- Made of AISI 304 18/10 stainless steel
- Welded tubular frame, Ø 25 mm
- Can be washed and disinfected
- Swivel 4" Castors & 2 are lockable
- 2 fixed stainless steel shelves
- 4 PVC non-marking bumpers

PET-01

Emergency Trolley



TECHNICAL SPECIFICATION

DIMENSION

OVERALL DIMENSIONS	900 x 580 x 1500 mm
--------------------	---------------------

DRAWERS

2 DRAWERS	445 x 339 x 75 mm
1 DRAWER	445 x 339 x 97 mm
1 DRAWER	445 x 339 x 145 mm
2 DRAWERS	445 x 339 x 195 mm

PRODUCT BENEFIT

- Structure made of powder-coated
- Worktop made of self-extinguishing ABS
- Drawers made of powder-coated steel
- Locking handle can be broken
- Disposable sealock system
- 360° swiveling castors
- 4" Castors

PIT-02

Instrument Trolley 3 Shelves



TECHNICAL SPECIFICATION

DIMENSION

OVERALL DIMENSIONS	700 x 500 x 960 mm
--------------------	--------------------

PRODUCT BENEFIT

- Made of AISI 304 18/10 stainless steel
- Welded tubular frame, Ø 25 mm
- Can be washed and disinfected
- Swivel 4" Castors & 2 are lockable
- 3 fixed stainless steel shelves
- 4 PVC non-marking bumpers

PMT-01

Medicine Trolley



TECHNICAL SPECIFICATION

DIMENSION

OVERALL DIMENSIONS	900 x 580 x 1500 mm
--------------------	---------------------

DRAWERS

2 DRAWERS	445 x 339 x 75 mm
1 DRAWER	445 x 339 x 97 mm
1 DRAWER	445 x 339 x 145 mm
2 DRAWERS	445 x 339 x 195 mm

PRODUCT BENEFIT

- Structure made of powder-coated
- Worktop made of self-extinguishing ABS
- Drawers made of powder-coated steel
- Locking handle can be broken
- Disposable sealock system
- 360° swiveling castors
- 4" Castors

PBS-01

Single Bowl Stand



TECHNICAL SPESIFICATION

DIMENSION

OVERALL DIMENSIONS | 825 h mm

PRODUCT BENEFIT

- Structure is made of stainless steel
- Push handle
- Can be washed and disinfected
- Stainless steel bowls, Ø 320 mm
- Capacity 6 lt

POT-01

Overbed Table Mechanic



TECHNICAL SPESIFICATION

DIMENSION

OVERALL DIMENSIONS | 800 x 400 x 665/955 h mm

PRODUCT BENEFIT

- Structure is made of epoxy-painted
- Can be washed and disinfected
- Tray made of thermoformed plastic
- Height and length adjustable and can be tilted

PBS-02

Double Bowl Stand



TECHNICAL SPESIFICATION

DIMENSION

OVERALL DIMENSIONS | 825 h mm

PRODUCT BENEFIT

- Structure is made of stainless steel
- Push handle
- Can be washed and disinfected
- Stainless steel bowls, Ø 320 mm
- 2x Capacity 6 lt

POT-02

Overbed Table Hydraulic



TECHNICAL SPESIFICATION

DIMENSION

OVERALL DIMENSIONS | 800 x 400 x 665/955 h mm

PRODUCT BENEFIT

- Structure is made of epoxy-painted
- Can be washed and disinfected
- Tray made of thermoformed plastic
- Height and length adjustable and can be tilted

2 LOCKABLE CASTORS

PLTS-10KVA

Premier One Pembangkit Listrik Tenaga Surya / 10KVA



PRODUCT BENEFIT

- Panel Surya 560 / 670 WP
- Inverter Hybrid 10KVA 1 Phase (Android Monitoring System)
- Electrical Control Panel
- Battery lifepo4 48 V 100 Ah (Made In Indonesia TKDN diatas 40%,SNI)
- Kabel Solar Panel to Panel (NYAF)
- Solar Panel Mounting dan
- Penangkal petir

Penyangge Modul :

- Metal Galvanis Anti Kerosi
- Model free standing
- Sudut kemiringan 10-15 derajat
- Tinggi Min 20 cm (Dapat disesuaikan)
- Grounding kedalaman Max. 300 cm

Fitur :

- Daya Panel Surya tahan lama
- Pemasangan mudah
- kapasitas dapat disesuaikan

PLTS-12KVA

Premier One Pembangkit Listrik Tenaga Surya / 12KVA



PRODUCT BENEFIT

- Panel Surya 560 / 670 WP
- Inverter Hybrid 12KVA 1 Phase (Android Monitoring System)
- Electrical Control Panel
- Battery lifepo4 48 V 100 Ah (Made In Indonesia TKDN diatas 40%,SNI)
- Kabel Solar Panel to Panel (NYAF)
- Solar Panel Mounting dan
- Penangkal petir

Penyangge Modul :

- Metal Galvanis Anti Kerosi
- Model free standing
- Sudut kemiringan 10-15 derajat
- Tinggi Min 20 cm (Dapat disesuaikan)
- Grounding kedalaman Max. 300 cm

Fitur :

- Daya Panel Surya tahan lama
- Pemasangan mudah
- kapasitas dapat disesuaikan

PLTS-15KVA

Premier One Pembangkit Listrik Tenaga Surya / 15KVA



PRODUCT BENEFIT

- Panel Surya 560/670 WP
- Inverter Hybrid 15 KVA 1 Phase (Online Monitoring System)
- Elektrtical Control Panel
- Battery lifepo4 48 V 100 Ah (made In Indonesia TKDN diatas 40%,SNI)
- Kobel Solar Panel to Panel (NYAF)
- Solar Panel Mounting
- Penangkall petir

Penyangge Modul :

- Metal Galvanis Anti Kerosi
- Model free standing
- Sudut kemiringan 10-15 derajat
- Tinggi Min 20 cm (Dapat disesuaikan)
- Grounding kedalaman Max. 300 cm

Fitur :

- Daya Panel Surya tahan lama
- Pemasangan mudah
- kapasitas dapat disesuaikan

PR-WX20E PREMIER ONE WASHER EXTRACTOR 20KG



TECHNICAL SPECIFICATION

PARAMETER	UNIT	PR-WX20E
WASHING Capacity	kg	20
Size of Rolling Cylinder (diameter x Depth)	mm	700x510
Volume of rolling Cylinder	L	195
Washing Speed	rpm	48
High Extractor Speed	rpm	780
Extractor G Value		240
Motor Power	kW	2.2
Forward Frequency Converter Power	kW	2.2
Electric Heating Power	Degree	18
Steam Consumption Ratio	kg/kg	0.9
Diameter of water entering pipe	Inch	ZG.0"
Diameter of Steam pipe	Inch	ZG3/4"
Soap Inlet	Inch	ZG3/4"
Heating Type Electric		Electric
DIMENSION		
Width x Depth x Height	mm	1000x1170x1560
Weight	kg/h	750

PR-WX30E PREMIER ONE WASHER EXTRACTOR 30KG



TECHNICAL SPECIFICATION

PARAMETER	UNIT	PR-WX30E
WASHING Capacity	kg	30
Size of Rolling Cylinder (diameter x Depth)	mm	900x500
Volume of rolling Cylinder	L	315
Washing Speed	rpm	37
High Extractor Speed	rpm	750
Extractor G Value		285
Motor Power	kW	4
Forward Frequency Converter Power	kW	5.5
Electric Heating Power	Degree	21
Steam Consumption Ratio	kg/kg	0.9
Water Inlet Pipe Diameter	Inch	ZG1.5"
Diameter of Steam pipe	Inch	ZG1.0"
Heating Type Electric		Electric
DIMENSION		
Width x Depth x Height	mm	1460x1440x1840
Weight	kg/h	1600

PR-WX50E PREMIER ONE WASHER EXTRACTOR 50KG



TECHNICAL SPECIFICATION

PARAMETER	UNIT	PR-WX50E
WASHING Capacity	kg	50
Size of Rolling Cylinder (diameter x Depth)	mm	1065x610
Volume of rolling Cylinder	L	540
Washing Speed	rpm	36
High Extractor Speed	rpm	720
Extractor G Value		300
Motor Power	kW	5.5
Forward Frequency Converter Power	kW	7.5
Electric Heating Power	Degree	42
Steam Consumption Ratio	kg/kg	0.9
Water Inlet Pipe Diameter	Inch	ZG1.5"
Diameter of Steam pipe	Inch	ZG1.0"
Heating Type Electric		Electric
DIMENSION		
Width x Depth x Height	mm	1610x1680x2040
Weight	kg/h	2250

PRODUCT BENEFIT

1. All the components and parts which touch with water are made by stainless steel such as inner drum, out door, water inlet valve, water outlet valve, heating pipes etc. The outer panels are made by SS304 too, easy to clean.
2. The inner drum adopt double finishing ways manual polish and electropolishing. The surface is smooth, do not damage the linens. The unique baffle structure, it can avoid the small linens drop out.
3. With originally packed German airbag suspension system, the high speed operation with tiny shock, low noise can be ensured and it does not need any foundation. 100% foundation free.
4. The inner drum is horizontal set, two sides bearing support, run smooth and stable, high extractor factor and long lifetime.

PR-WX70X

PREMIER ONE WASHER EXTRACTOR 70KG



TECHNICAL SPECIFICATION

PARAMETER	UNIT	PR-WX70E
WASHING Capacity	kg	70
Size of Rolling Cylinder (diameter x Depth)	mm	1090x760
Volume of rolling Cylinder	L	708
Washing Speed	rpm	35
High Extractor Speed	rpm	700
Extractor G Value		300
Motor Power	kW	7.5
Forward Frequency Converter Power	kW	11
Electric Heating Power	kW	46
Steam Consumption Ratio	kg/kg	0.9
Water Inlet Pipe Diameter	Inch	ZG1.5"
Diameter of Steam pipe	Inch	ZG1.0"
Heating Type Electric		Steam, Regular
DIMENSION		
Width x Depth x Height	mm	1650x1960x2160
Weight	kg/h	2800

PR-WX100E

PREMIER ONE WASHER EXTRACTOR 100KG



TECHNICAL SPECIFICATION

PARAMETER	UNIT	PR-WX100E
WASHING Capacity	kg	100
Size of Rolling Cylinder (diameter x Depth)	mm	1210x880
Volume of rolling Cylinder	L	1010
Washing Speed	rpm	34
High Extractor Speed	rpm	680
Extractor G Value		300
Motor Power	kW	7.5
Forward Frequency Converter Power	kW	11
Electric Heating Power	kW	
Steam Consumption Ratio	kg/kg	0.9
Water Inlet Pipe Diameter	Inch	ZG1.5"
Diameter of Steam pipe	Inch	ZG1.0"
Heating Type Electric		Steam, Regular
DIMENSION		
Width x Depth x Height	mm	1760x2090x1970
Weight	kg/h	3200

PRODUCT BENEFIT

1. Internal Drum Made of superior 304 stainless steel; Each internal drum has been put under dynamic balance test; Deviation of gravity center is less than 20g; Exquisite and durable
2. Controller Pump personally tailored this type of controller for Lionix with advanced philosophy and great convenience.
3. Spring Cushioning Structure. Special Foundation is not required; Effective shock absorption can reach 95:6; Moisture content of standard linen after dehydration will be less than 7046.
4. Electric Motor and other Parts. Our electric motor is specialized type; Our frequency Converters are purchased from oversew famous brands; Our belt is made by Samsung; Bearings are made by American TWB; The seal ring of the principal axis adopts imported fluororubber type.

PR-B30E

PREMIER ONE BARRIER WASHER EXTRACTOR 30KG



TECHNICAL SPESIFICATION

PARAMETER	UNIT	PR-B30E
Capacity	kg	30
Drum Diameter Drum Depth	mm	800X600
Drum Volume	L	300
No.of compartments	pc	1
Washing time	min	45-55
Motor Power	min	4
Inverter Power	kW	5.5
Electrical Heating power	kW	24
Compressed air pressure	kW	0.45-0.55
Steam Pressure	mpa	0.45-0.55
Voltage	mpa	380V/3Phase/50Hz
DIMENSION		
Width x Depth x Height	mm	1320x1100x1820
Weight	kg/h	1550

PR-B50E

PREMIER ONE BARRIER WASHER EXTRACTOR 50KG



TECHNICAL SPESIFICATION

PARAMETER	UNIT	PR-B50E
Capacity	kg	50
Drum Diameter Drum Depth	mm	1064x570
Drum Volume	L	506
No.of compartments	pc	2
Washing time	min	45-55
Motor Power	min	5.5
Inverter Power	kW	7.5
Electrical Heating power	kW	24
Compressed air pressure	kW	0.45-0.55
Steam Pressure	mpa	0.45-0.55
Voltage	mpa	380V/3Phase/50Hz
DIMENSION		
Width x Depth x Height	mm	1440x1500x1950
Weight	kg/h	2550

PR-B70E

PREMIER ONE BARRIER WASHER EXTRACTOR 70KG



TECHNICAL SPESIFICATION

PARAMETER	UNIT	PR-B70E
Capacity	kg	70
Drum Diameter Drum Depth	mm	1064x830
Drum Volume	L	732
No.of compartments	pc	2
Washing time	min	45-55
Motor Power	min	7.5
Inverter Power	kW	11
Electrical Heating power	kW	48
Compressed air pressure	kW	0.45-0.55
Steam Pressure	mpa	0.45-0.55
Voltage	mpa	380V/3Phase/50Hz
DIMENSION		
Width x Depth x Height	mm	1610x1500x2140
Weight	kg/h	2850

PR-B100E

PREMIER ONE BARRIER WASHER EXTRACTOR 100KG



TECHNICAL SPESIFICATION

PARAMETER	UNIT	PR-B100E
Capacity	kg	100
Drum Diameter Drum Depth	mm	1220x860
Drum Volume	L	1005
No.of compartments	pc	2
Washing time	min	45-55
Motor Power	min	11
Inverter Power	kW	15
Electrical Heating power	kW	48
Compressed air pressure	kW	0.45-0.55
Steam Pressure	mpa	0.45-0.55
Voltage	mpa	380V/3Phase/50Hz
DIMENSION		
Width x Depth x Height	mm	1720x1550x2330
Weight	kg/h	3250

PRODUCT BENEFIT

1. All the components and parts which touch with water are made by stainless steel such as inner drum, out door, water inlet valve, water outlet valve, heating pipes etc. The outer panels are made by SS304 too, easy to clean.
2. The inner drum adopt double finishing ways manual polish and electropolishing. The surface is smooth, do not damage the linens. The unique baffle structure, it can avoid the small linens drop out.
3. With originally packed German airbag suspension system, the high speed operation with tiny shock, low noise can be ensured and it does not need any foundation. 100% foundation free.
4. The inner drum is horizontal set, two sides bearing support, run smooth and stable, high extractor fact and long lifetime.

PR-DE30BIO

PREMIER ONE ECO ELECTRIC DRYER 30KG



TECHNICAL SPESIFICATION

PARAMETER	UNIT	PR-DE30BIO
Capacity	kg	30
Size of Rolling Cylinder (diameter x Depth)	mm	940x870
Power of the Main Motor	kW	0.75
Power of Draught Fan	kW	1.1/0.75
Rated Voltage	v	380
Electric Heating Power	kW	30
Air Exhaust Pipe Joint	mm	300
Compressed Air Joint	mm	8
DIMENSION		
Width x Depth x Height	mm	1070x1410x2000
Weight	kg/h	500

PR-DE50BIO

PREMIER ONE ECO ELECTRIC DRYER 50KG



TECHNICAL SPESIFICATION

PARAMETER	UNIT	PR-DE50BIO
Capacity	kg	50
Size of Rolling Cylinder (diameter x Depth)	mm	1150x970
Power of the Main Motor	kW	1.1
Power of Draught Fan	kW	1.5/1.1
Rated Voltage	v	380
Electric Heating Power	kW	50
Air Exhaust Pipe Joint	mm	300
Compressed Air Joint	mm	8
DIMENSION		
Width x Depth x Height	mm	1270X1530X2215
Weight	kg/h	670

PR-DE70BIO

PREMIER ONE ECO ELECTRIC DRYER 70KG



TECHNICAL SPESIFICATION

PARAMETER	UNIT	PR-DE70BIO
Capacity	kg	70
Size of Rolling Cylinder (diameter x Depth)	mm	1270X1100
Power of the Main Motor	kW	1.5
Power of Draught Fan	kW	2.2/1.5
Rated Voltage	v	380
Electric Heating Power	kW	63
Air Exhaust Pipe Joint	mm	300
Compressed Air Joint	mm	8
DIMENSION		
Width x Depth x Height	mm	1390X1720X2335
Weight	kg/h	860

PR-DE100BIO

PREMIER ONE ECO ELECTRIC DRYER 100KG



TECHNICAL SPESIFICATION

PARAMETER	UNIT	PR-DE100BIO
Capacity	kg	100
Size of Rolling Cylinder (diameter x Depth)	mm	1450X1220
Power of the Main Motor	kW	2.2
Power of Draught Fan	kW	1.5X2/1.1X2
Rated Voltage	v	380
Electric Heating Power	kW	78
Air Exhaust Pipe Joint	mm	430
Compressed Air Joint	mm	8
DIMENSION		
Width x Depth x Height	mm	1580X1930X2500
Weight	kg/h	1100

PRODUCT BENEFIT

1. High power Heater. The Electric-heater is made up of stainless steel and is enduring
2. High power draught fan matching high power heater
3. Computer controller is personally tailored by Pump, a famous brand
4. Drawer type plush collector

PR-RE115

PREMIER ONE ELECTRIC FLATWORK IRONER
1500 mm



TECHNICAL SPESIFICATION

PARAMETER	UNIT	PR-RE115
Big Rolling Cylinder Number	roller	1
Diameter of larger Rolling Cylinder	mm	800
Maximum Flatwork Ironing Widht	mm	1500
Maximum Flatwork Ironing Speed	m/min	6
Highest Flatwork Ironing Temperature	(°C)	200
Motor Power	kW	1.1
Frequency Converter Motor Power	kW	1.5
Electric Heating Power	kW	24
DIMENSION		
Width x Depth x Height	mm	2580x1430x1340
Weight	kg/h	1100

PR-LPM

PREMIER ONE Press Machine PR-LPM



TECHNICAL SPESIFICATION

PARAMETER	PR-LPM
Steam Pressure	0.4-0.5
Steam Consumption	10-15
Steam Pipe Diameter	G1/2"
Compressor Air Pressure	-
Motor Power	1.1
DIMENSION	
Width x Depth x Height	1400X1280X1240
Weight	250

PR-RE130

PREMIER ONE ELECTRIC FLATWORK IRONER
3000 mm



TECHNICAL SPESIFICATION

PARAMETER	UNIT	PR-RE130
Big Rolling Cylinder Number	roller	1
Diameter of larger Rolling Cylinder	mm	800
Maximum Flatwork Ironing Widht	mm	3000
Maximum Flatwork Ironing Speed	m/min	6
Highest Flatwork Ironing Temperature	(°C)	200
Motor Power	kW	1.1
Frequency Converter Motor Power	kW	1.5
Electric Heating Power	kW	39
DIMENSION		
Width x Depth x Height	mm	4080x1430x1340
Weight	kg/h	1580

PR-LPA

PREMIER ONE Press Machine PR-LPA



TECHNICAL SPESIFICATION

PARAMETER	PR-LPA
Steam Pressure	0.4-0.5
Steam Consumption	10-15
Steam Pipe Diameter	G1/2"
Compressor Air Pressure	0.4-0.6
Motor Power	1.1
DIMENSION	
Width x Depth x Height	1100X1250X1200
Weight	250

PRODUCT BENEFIT

1. High power electric heating power made up of stainless steel
2. Electric Elements made by famous brands
3. With many years' experience, we set the wrapping angle at its perfect condition which is flat and smooth
4. Frequency converting speed of controlling system made by international famous brands
5. The diameter of rolling cylinder is 0800 which is made up of superior stainless steel
6. The drum surface finish is special treated, the ironing performance improved a lot, it is closed to chest type ironing machine

PRODUCT BENEFIT

1. Pneumatic control full for press machine.
2. Main steam use solenoid valve for manual and automatic press machine.
3. Use pneumatic hydraulic to control press system for manual press machine.
4. Use pedals to control press system for manual press machine
5. Reasonable structure, easy for maintenance and operation, widely used in hotels, armies, dry cleaning shops, garments factories. Suitable for wool, synthetic fibers and knitted wears. Easy operation and maintenance, extremely practicable.

TYKA-AP-01

TYKA Air Purifier Alpha (Low Risk)



TECHNICAL SPESIFICATION

PARAMETER	TYKA-AP-01
Dimension	750(L)x500(W)x1400(H)mm
Power	1~220 V, 1 ph, 50 Hz
Material	Mild Steel with Double Skin and Finishing Powder Coating
Efisiensi Coverage	36 m ² (8-10 Sirkulasi)

PRODUCT BENEFIT

- 1 Pc Hepa Separatorless Filter H-13 Size : 24"x24"x3" Efficiency 99% on 0.3 Micron
- 1 Pc Pre Flat Washable Filter G-14 Size : 20"x 24"x1" Arrestance 90%-93% Based On 10 Micron
- Centrifugal Blower Low noise up to 600 CFM
- Differential Presure Gauge 0-750 Pascal
- Speed Control
- 1 Side Air Return
- 1 Side Air Supply
- 4 Castors with diagonal lock
- Light Switch (UV Lamp Optional)

TYKA-AP-02

TYKA Air Purifier Delta (Medium Risk)



TECHNICAL SPESIFICATION

PARAMETER	TYKA-AP-02
Dimension	750(L)x500(W)x1700(H)mm
Power	1~220 V, 1 ph, 50 Hz
Material	Mild Steel with Double Skin and Finishing Powder Coating
Efisiensi Coverage	36 m ² - 42 m ²

PRODUCT BENEFIT

- 1 Pc Hepa Separatorless Filter H-13 Size : 24"x36"x3" Efficiency 99% on 0.3 Micron
- 1 Pc Pre Flat Washable Filter G-14 Size : 12"x24"x1" Arrestance 90%-93% Based On 10 Micron
- Centrifugal Blower Low noise up to 900 CFM
- Differential Presure Gauge 0-750 Pascal
- Speed Control
- 3 Side Air Return
- 1 Side Air Supply
- 4 Castors with diagonal lock
- Switch UV Light (UV Lamp Optional)

TYKA-AP-03

TYKA Air Purifier Omega (High Risk)



TECHNICAL SPESIFICATION

PARAMETER	TYKA-AP-03
Dimension	750(L)x500(W)x1900(H)mm
Power	1~220 V, 1 ph, 50 Hz
Material	Mild Steel with Double Skin and Finishing Powder Coating
Efisiensi Coverage	64 m ² - 72 m ²

PRODUCT BENEFIT

- 1 Pc Hepa Separatorless Filter H-13 Size : 24"x48"x3" Efficiency 99% on 0.3 Micron
- 1 Pc Pre Flat Washable Filter G-14 Size : 20"x 24"x1" Arrestance 90%-93% Based On 10 Micron
- Centrifugal Blower Low noise up to 1200 CFM
- Differential Presure Gauge 0-750 Pascal
- Speed Control
- 3 Side Air Return
- 1 Side Air Supply
- 4 Castors with diagonal lock
- Light Switch (UV Lamp Optional)

TYKA-AP-04

TYKA Air Purifier Ulpa



TECHNICAL SPESIFICATION

PARAMETER	TYKA-AP-04
Dimension	750(L)x500(W)x1900(H)mm
Power	1~220 V, 1 ph, 50 Hz
Material	Mild Steel with Double Skin and Finishing Powder Coating
Efisiensi Coverage	64 m ² - 72 m ²

PRODUCT BENEFIT

- 1 Pc ULPA Filter H-14 Size : 24" x 24" x 3" Efficiency 99,999% on 0.1 Micron
- 1 Pc Pre Flat Washable Filter G-14 Size : 12"x24"x1" Arrestance 90%-93% Based On 10 Micron
- Centrifugal Blower Low noise up to 1200 CFM
- Differential Presure Gauge 0-750 Pascal
- Speed Control
- 3 Side Air Return
- 3 Side Air Supply
- 4 Castors with diagonal lock
- 1 Unit Safety with individual lock
- Light Switch (UV Lamp Optional)

TYKA-AP-LE

TYKA Air Purifier Low Eco



TECHNICAL SPESIFICATION

PARAMETER	TYKA-AP-LE
Dimension	750(L)x400(W)x1100(H)mm
Power	1~220 V, 1 ph, 50 Hz
Material	Mild Steel with Double Skin and Finishing Powder Coating
Efisiensi Coverage	24 m2 (8-10x sirkulasi)

PRODUCT BENEFIT

- 1 Pc Hepa Separatorless Filter H-13 (Size : 12"x24"x3" Efficiency 99% on 0.3 micron)
- 1 Pc Pre Flat Washable Filter G-14 (Size : 12"x16"x1" Arrestance 90%-93% Based On 10 Micron)
- Centrifugal Blower Low noise up to 400 CFM
- Differential Pressure Gauge 0-750 Pascal
- Speed Control
- 1 Side Air Return
- 1 Side Air Supply
- 4 Castors with diagonal lock
- Switch UV Light (UV Light Optional)

TYKA-AP-05

TYKA Air Purifier Eco



TECHNICAL SPESIFICATION

PARAMETER	TYKA-AP-05
Working Voltage	220 V
Power Consumption	80 Watt
Noise Level	<70 dB at 1 Meter - LOW SPEED
Unit Size	L 400 mm x W 350 mm x H 765mm
CADR	1300 m3/Hour
Coverage Area	36 - 100 m2

PRODUCT BENEFIT

- # Filtration System :
 - Pre-Washable Filter
 - Carbon Filter
 - TRUE HEPA 13 FILTER Efficiency 99.97% on 0.3 Microns
 - UV Lamp (Optional)
- # Fan Speed Control Button
- # Air Quality Monitor with PM 2.5 Sensor

TYKA-XV01

TYKA X-Ray Film Viewer



PRODUCT BENEFIT

- LED Lamp
- X-Ray Wall mounted viewer, two screens
- Size 950 x 25 x 550
- Visible Area 790 x 440 mm
- 220 Volt 60 Hz

TYKA-DM-01

TYKA DRY MIST SANITATION SYSTEM



TECHNICAL SPESIFICATION

PARAMETER	TYKA-DM-01
Electricity	220 V 50Hz 200 Watt
Material	Powder Coating Mild Steel
System	Ultrasonic System
Air Flow	2500 ml/hr
Capacity	8 Liters
Head Mist Maker	6 Head Industrial Grade 20 mm
DIMENSION	
Width x Depth x Height	41 cm x 48 cm x 90 cm
Weight	25 kg
Hose	3 Meter

PRODUCT BENEFIT

ARK Dry Mist Merupakan mesin semprot disinfektan yang memiliki pengaturan waktu semprot. menggunakan sistem ultrasonic sehingga menghasilkan partikel2 dengan ukuran <5 Nm sehingga tidak membuat basah sama sekali disemua jenis permukaan benda. Dengan sanitasi kabut kering maka sanitasi ruangan bisa di lakukan dengan sangat merata. Berkas kertas, elektronik dan bahan kain aman untuk disanitasi. Sangat efektif dan sangat hemat dalam penggunaan cairan disinfektan (+/-40x lipat lebih hemat dibandingkan alat semprot konvensional).

TYKA-LAF-01

TYKA LAMINAR AIR FLOW (LAMINAR BENCH)



TECHNICAL SPESIFICATION

DIMENSION

Dimension	1300 (W) x 750 (D) x 1100 (H) mm
Work Zone	1200 (W) x 600 (D) x 700 (H) mm

PRODUCT BENEFIT

- 1 Pcs HEPA Separatorless Filter on 0.3 micron
- 1 Unit Centrifugal Blower
- Adjustable Speed Controller
- 1 Pcs Dwyer Magnehelic
- Differential Pressure Gauge
- Range: 0-750 Pa
- Movable Standing Support (4 Wheels)
- Flourescent :
 - > 1 x TL (20 Watt)
 - > 1 x TUV (20 Watt)
- Cleanliness : Class 100
- Velocity : 0.32 m/s - 0.40 m/s

TYKA-3SS

TYKA Scrub Station



TECHNICAL SPESIFICATION

DIMENSION

Dimension	1500 x 600 x 850 + 100 mm backsplash
-----------	--------------------------------------

PRODUCT BENEFIT

- Stainless steel hand washing sink
- Beautiful in appearance and high quality
- Body Made from heavy gauge stainless steel 304
- Single Hole Faucet Mount
- Include 3 Faucet
- Include Two Soap Dispenser
- With two door cabinet"

TYKA-BSC

TYKA Bio Safety Cabinet



TECHNICAL SPESIFICATION

DIMENSION

Dimensi total unit + kaki	1300 x 750 x1530
Tanpa kaki	1300 x 750 x700
Work Zone	1280 x 600 x 475

PRODUCT BENEFIT

- Presentase supply udara dan return sirkulasi :
 1. supply 70%
 2. return / sirkulasi 30%, air flow : 0.2 - 0.5 m/s
- Tekanan ruang kerja :
 1. negatif pressure type tekanan negatif : variabel -5,-10,-15 pascalSystem filtrasi
- Supply : Pre filter G4 dan HEPA 13
- Exhaust : Pre filter G4 dan HEPA H13
- Disinfeksi :
 - Ruangan kerja : Lampu uvc non ozone
 - Exhaust : lampu uvc ozone
- Motor Blower : inverter variabel speed built in pressure sensor

TYKA-PB-01

TYKA PASS BOX TYKA-PB-01



TECHNICAL SPESIFICATION

DIMENSION

Inner Dimension	400(W) X 400(D) X400(H) mm
Outer Dimension	530(W)X460(D)X480(H) mm

PRODUCT BENEFIT

- Body Full stainless steel 304
- Glass Windows
- Interlock door system
- Fourescent :
 - > 1 x TL (20 Watt)
 - > 1 X TUV (20 Watt) (Optional)

TYKA-ASN

TYKA Air Shower with Negative Ion



TECHNICAL SPECIFICATION

- Air Shower with Negative Ion Specification :
- Material 304 Stainless Steel
 - Sandwich panel Wall- High static Pressure
 - UVC Germ Cidal Lamp
 - ADPS Alarm System For filter Replacement
 - LED Timer Display
 - Close Circuit Unit to ensure clearness of shower area
 - Double door system
 - External Size : 1200 x 1200 x 2400 mm
 - 1200 watt (220 V)

TYKA-ASC

TYKA Air Shower Chamber



TECHNICAL SPECIFICATION

- Air Shower Chamber Specification :
- Automatic Interlocking Door and Blow System.
 - Door : Double side, double door: Material Aluminium Combine with Glass Red Green indicator for In and Out
 - Velocity 120-22 m/s
 - Nozzles 212 pcs
 - Filter : washable filter ,c/w Perforated grille (SS) ; Hepa Filter 99/99%, double face guard; Jet Blower Fluorescent 120 watt Body 1 Al stainless steel SUS 304
 - Electricity : 220 VAC/1ph/50Hz
 - Control Panel : PLC
 - External Size 2200 x 3000 x 2400

PRODUCT BENEFIT

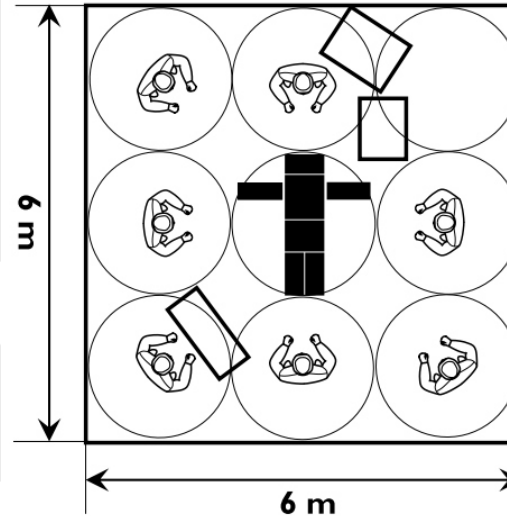
Completely self-contained, pre-wired, fully equipped Air Shower/Tunnel systems help solve decontamination problems, Modular design lets you order a system to suit your cleanroom HEPA filter/blower modules (rated 99.99% efficient @ 0.3 micron particles) wash personnel with Class 100 air to dislodge and remove particles. Solid-state microprocessor panel provides programmable control over access door operation. Electromagnetic interlocking doors minimize contamination and automatically release in the event of power failure or when the emergency stop button is pressed. Energy-efficient LED lighting and UVC Germ Cidal Lamp mounted on the ceiling. Available in white powder-coated or stainless steel to meet various cleanroom requirements. Variety of sizes and door configurations. Economical to operate and easy to maintain.



MODULAR OPERATING THEATRE

Modular Operating Theatre with Multifunction Negative and Positive Pressure. Solusi lengkap untuk kebutuhan Modular Operating Theatre, Dengan berbagai layanan teknik medis, elektro mekanik dan interior. Konstruksi dilakukan dengan panel siap pakai dengan konstruksi cepat dan penyelesaian berkualitas tinggi dan fleksibel untuk perluasan dan pemeliharaan di masa mendatang tanpa mengganggu departemen fungsi lainnya.

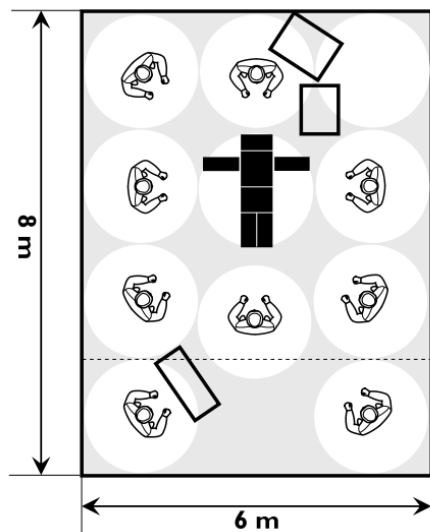
TKA-MOT-S TYKA MODULAR OPERATING THEATRE / TKA-MOT-S



TKA-MOT-S

36 m²

TKA-MOT-M TYKA MODULAR OPERATING THEATRE / TKA-MOT-M

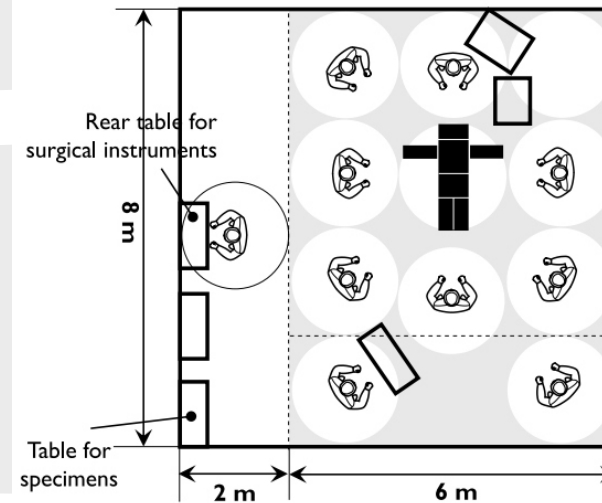


Standard OT size

TKA-MOT-M

48 m²

TKA-MOT-L TYKA MODULAR OPERATING THEATRE / TKA-MOT-L





Standard OT size

TKA-MOT-L

64 m²

FT-RO-1GDP FILTROZ REVERSE OSMOSIS 1000GDP



-  Non Permanent Install
-  4K 4000 Liters water/day
-  Tool-Free Filters Change
-  Stainless Steel Frame

PRODUCT BENEFIT

- 1 Unit Housing Membran 2000 GPD 4040 sch
- 1 Unit membran 2000 GPD
- 1 Unit Booster Pump Centrifugal 1 Hp
- 1 Unit Cartridge Housing Stainless Steel 20" with spoon Catridge
- 2 Unit flow Meter (2 GPM / 5 GPM)
- 2 Unit Pressure Gauge (20 Bar / 300 psi)
- Selenoid Valve 3/4" 2PCS
- 1 Unit Pump Supplay 0.75 Hp
- Panel TDS meter Auto Manual System
- Valve pengatur buangan / recovery
- Plumbing / Perpipaan pipa PVC
- Frame Rangka Stainless Steel / Arcrilic
- Daya 1200 watt / 220 VAC

FT-RO-2GDP FILTROZ REVERSE OSMOSIS 2000GDP



-  Non Permanent Install
-  8K 8000 Liters water/day
-  Tool-Free Filters Change
-  Stainless Steel Frame

PRODUCT BENEFIT

- 1 Unit Housing Membran 2000 GPD 4040 sch
- 1 Unit membran 2000 GPD
- 1 Unit Booster Pump Centrifugal 1,5 Hp
- 1 Unit Cartridge Housing Stainless Steel 20" with spoon Catridge
- 2 Unit flow Meter (2 GPM / 5 GPM)
- 2 Unit Pressure Gauge (20 Bar / 300 psi)
- Selenoid Valve 3/4" 2PCS
- 1 Unit Pump Supplay 1,5 Hp
- Panel TDS meter Auto Manual System
- Valve pengatur buangan / recovery
- Plumbing / Perpipaan pipa PVC
- Frame Rangka Stainless Steel / Arcrilic
- Daya 1550 watt / 220 VAC

FT-RO-4GDP FILTROZ REVERSE OSMOSIS 4000GDP



-  Non Permanent Install
-  12K 12000 Liters water/day
-  Tool-Free Filters Change
-  Stainless Steel Frame

PRODUCT BENEFIT

- 2 Unit Housing Membran 2000 GPD Stainless Steel
- 1 Unit membran 2000 GPD BW 30-4040
- 1 Unit Booster Pump Centrifugal 2 Hp
- 2 Unit Housing Filter 20" with 2 Buah Filter Catridge spoon sediment ukuran 20"
- 2 Unit flow Meter (2 GPM / 5 GPM)
- 2 Unit Pressure Gauge (20 Bar / 300 psi)
- Selenoid Valve 3/4" 2PCS
- 1 Unit Pump Supplay
- Indikator Panel TDS meter Auto Manual System
- Valve pengatur buangan / recovery
- Plumbing / Perpipaan pipa PVC
- Frame Rangka Stainless Steel / Arcrilic
- Daya 2000 watt / 220 VAC

FT-RO-6GDP **FILTROZ REVERSE OSMOSIS**
6000GDP







-  Non Permanent Install  20000 Liters water/day
-  Tool-Free Filters Change  Stainless Steel Frame

PRODUCT BENEFIT

- 2 Unit Housing Membran 2000 GPD Stainless Steel
- 1 Unit membran 2000 GPD BW 30-4040
- 1 Unit Booster Pump Centrifugal 3 Hp 220 V
- 2 Unit Housing Filter 20" + 2 Buah Filter Catridge spoon sediment ukuran 20"
- 2 Unit flow Meter (2 GPM / 5 GPM)
- 2 Unit Pressure Gauge (20 Bar / 300 psi)
- Selenoid Valve 3/4" 2PCS
- 1 Unit Pump Supplay 1,5 Hp
- Indikator Panel TDS meter Auto Manual System
- Valve pengatur buangan / recovery
- Plumbing / Perpipaan pipa PVC
- Frame Rangka Stainless Steel / Arcrilic
- Daya 1750 watt / 220 VAC

FT-RO-8GDP **FILTROZ REVERSE OSMOSIS**
8000GDP





-  Non Permanent Install  28000 Liters water/day
-  Tool-Free Filters Change  Stainless Steel Frame

PRODUCT BENEFIT

- TDS air baku maksimal 800 ppm
- 4 Unit Housing Membran 2000 GPD Stainless Steel
- 4 Unit membran 2000 GPD BW 30-4040
- 1 Unit Booster Pump Centrifugal 3 Hp
- 1 Tabung pencucian Membran
- 2 Unit flow Meter (2 GPM / 5 GPM)
- 2 Unit Pressure Gauge (20 Bar / 300 psi)
- Selenoid Valve 3/4" 2PCS
- 1 Unit Pump Supplay 1,5 Hp
- Indikator Panel TDS meter Auto Manual System
- Valve pengatur buangan / recovery
- Plumbing / Perpipaan pipa PVC
- Frame Rangka Stainless Steel / Arcrilic
- Daya 2250 watt / 380 VAC

FT-RO-10GDP **FILTROZ REVERSE OSMOSIS**
10000GDP



-  Non Permanent Install  35000 Liters water/day
-  Tool-Free Filters Change  Stainless Steel Frame

PRODUCT BENEFIT

- 5 Unit Housing Membran 2000 GPD Stainless Steel
- 5 Unit membran 2000 GPD BW 30-4040
- 1 Unit Booster Pump Centrifugal 3 Hp
- 1 Unit Housing Catridge Stainless Steel
- 1 Tabung pencucian Membran
- 2 Unit flow Meter (2 GPM / 5 GPM)
- 2 Unit Pressure Gauge (20 Bar / 300 psi)
- Selenoid Valve 3/4" 2PCS
- 1 Unit Pump Supplay 1,5 Hp
- Indikator Panel TDS meter Auto Manual System
- Valve pengatur buangan / recovery
- Plumbing / Perpipaan pipa PVC
- Frame Rangka Stainless Steel / Arcrilic
- Daya 2575 watt / 380 VAC

FT-RO-20GDP **FILTROZ REVERSE OSMOSIS 20000GDP**





-  Non Permanent Install
-  60K 60000 Liters water/day
-  Tool-Free Filters Change
-  Stainless Steel Frame

PRODUCT BENEFIT

- 2 Unit Housing Membran 10000 GPD Stainless Steel
- 2 Unit membran 10000 GPD
- 1 Unit Booster Pump Centrifugal 4 Hp
- 1 Unit Housing Catride Stainless Steel
- 1 Tabung pencucian Membran
- 2 Unit flow Meter
- 2 Unit Pressure Gauge (20 Bar / 300 psi)
- Selenoid Valve 3/4" 2PCS
- 1 Unit Pump Supplay 2 Hp
- 1 Unit Tabung Chemical
- Indikator Panel TDS meter Auto Manual System
- Valve pengatur buangan / recovery
- Plumbing / Perpipaan pipa PVC
- Frame Rangka Stainless Steel / Acrilic
- Daya 3250 watt / 380 VAC

FT-RO-40GDP **FILTROZ REVERSE OSMOSIS 40000GDP**



-  Non Permanent Install
-  150K 150.000 Liters water/day
-  Tool-Free Filters Change
-  Stainless Steel Frame

PRODUCT BENEFIT

- 2 Unit Housing Membran 10000 GPD Stainless Steel
- 2 Unit membran 10000 GPD BW 30 - 400
- 1 Unit Booster Pump Centrifugal 10 Hp
- 1 Unit Housing Catride Stainless Steel 30" with spoon cartridge
- Inlet Pipa 2"
- Outlet Pipa 1 1/2 "
- 1 Tabung pencucian Membran
- 2 Unit flow Meter
- 2 Unit Pressure Gauge (20 Bar / 300 psi)
- Selenoid Valve 3/4" 2PCS
- 1 Unit Pump Supplay 3 Hp
- 1 Unit Tabung Chemical
- Indikator Panel TDS meter Auto Manual System
- Valve pengatur buangan / recovery
- Plumbing / Perpipaan pipa PVC
- Frame Rangka Stainless Steel / Acrilic
- Daya 10.000 watt / 380 VAC

FT-RO-60GDP **FILTROZ REVERSE OSMOSIS 60000GDP**



-  Non Permanent Install
-  220K 220.000 Liters water/day
-  Tool-Free Filters Change
-  Stainless Steel Frame

PRODUCT BENEFIT

- 3 Unit Housing Membran 10000 GPD Stainless Steel
- 6 Unit membran 10000 GPD BW 30 - 400
- 1 Unit Booster Pump Centrifugal 15 Hp
- 1 Unit Housing Catride Stainless Steel 30" with spoon cartridge
- Inlet Pipa 2"
- Outlet Pipa 1 1/2 "
- 1 Tabung pencucian Membran
- 2 Unit flow Meter
- 2 Unit Pressure Gauge (20 Bar / 300 psi)
- Selenoid Valve 3/4" 2PCS
- 1 Unit Pump Supplay 5.5 Hp
- 1 Unit Tabung Chemical
- Indikator Panel TDS meter Auto Manual System
- Valve pengatur buangan / recovery
- Plumbing / Perpipaan pipa PVC
- Frame Rangka Stainless Steel / Acrilic
- Daya 15.375 watt / 380 VAC

MSP-03

Syringe Pump Single 03



KEMENKES RI AKD : AKD 20902122326

TECHNICAL SPESIFICATION	
FITUR	DESKRIPSI
Ukuran Syringe	10,20,30,50/60 ml
Laju Aliran	> Syringe 10 ml: 0,1-400 ml/j > Syringe 50/60 ml: 0,1-1300 ml/j > Syringe 10 ml: 0,1-400 ml/j > Syringe 20 ml: 0,1-600 ml/j > (<100 ml/j di penambahan 0,1 ml/j), > 2100 ml/j (di penambahan 0,1 ml/j)
Laju Bolus	> Syringe 10 ml: 400 ml/j, > Syringe 30 ml: 900 ml/j > Syringe 20 ml: 600 ml/j, > Syringe 50/60 ml: 1300 ml/j
Akurasi	+/- 2% (Akurasi mekanik ≤1%)
Thermostat Bawaan	30-45 °C, disesuaikan
VTBI	1-9999 ml
Mode infus	ml/h, drop/mnt, berdasarkan waktu, berat badan
Laju KVO	0,1-1 ml/j (di penambahan 0,1 ml/j)
Sumber daya listrik	AC 110-230 V, 50/60 Hz, 20 VA
Baterai	9,6+/-1,6 V, dapat di isi ulang
Ketahanan baterai	7 jam pada 5 ml/jam
Temperatur Kerja	5-40 °C
Kelembaban Relatif	20-90%
Tekanan atmosfer	860-1060 hPa
Klasifikasi Keamanan	Kelas II, tipe CF*
DIMENSION	
Dimension	314 (L)*167(W)*140(H) mm
Berat	2,5 kg

PRODUCT BENEFIT

- Desain yang kompak, ringan & simpel.
- simpel & mudah untuk digunakan.
- Tingkat kebisingan suara yang rendah.
- 3 mode kerja.
- Data built-in di 10 merek syringe, nyaman untuk memilih syringe.
- Pengguna dapat menentukan data 2 syringe ke dalam pompa.
- Fungsi Anti-Bolus.
- Alarm audio-visual untuk keamanan tambahan.
- Tampilan waktu klinis /kritis secara bersamaan.
- Pampa memasuki mode KVO (KEEP VEIN OPEN) setelah injeksi VTBI selesai.
- Laju aliran dapat diatur di kelipatan 0,1ml/jam
- 2 cara memasukkan data dengan keyboard atau tombol SHUTTLE

MVP-01

Infusion Pump Generic 01



KEMENKES RI AKD : AKD 20902122279

TECHNICAL SPESIFICATION	
FITUR	DESKRIPSI
Mekanisme Pompa	0,1-1500 ml/j (di penambahan 0,1 ml/jam)
Laju Aliran	0,1-1500 ml/j (di penambahan 0,1 ml/jam)
Purge, Bolus	Purge ketika pipa berhenti, bolus ketika pipa memulai, 100-1500 ml/h (di penambahan 1 ml/jam)
Akurasi	+/- 3%
Thermostat Bawaan	30-45 °C, disesuaikan
VTBI	1-9999 ml
Mode infus	ml/h, drop/mnt, berdasarkan waktu
Laju KVO	0,1-5 ml/j (di penambahan 0,1 ml/j)
Sumber daya listrik	AC 110-230 V, 50/60 Hz, 45 VA
Baterai	9,6+/-1,6 V, dapat di isi ulang
Ketahanan baterai	5 jam pada 30 ml/jam
Temperatur Kerja	10-40 °C
Kelembaban Relatif	30-75%
Tekanan atmosfer	700-1060 hPa
Klasifikasi Keamanan	Kelas I, tipe CF
DIMENSION	
Dimension	150(P)*120(L)*60(T) mm
Berat	1,5 kg

PRODUCT BENEFIT

- Desain yang kompak, ringan & simpel.
- Cocok dan dapat digunakan dengan berbagai tiang infus.
- Kebisingan suara penggerak motor rendah.
- sensor gelembung ultrasonic.
- VTBI mudah diatur (volume to be infused) oleh [NCR]
- Pengaturan kecepatan aliran yang akurat untuk pasien.
- Akurasi laju aliran yang dilengkapi sistem jari peristaltik.
- Volume cairan infus dapat di bersihkan
- Alarm audio-visual untuk keamanan tambahan.
- Alarm pengingat berbunyi berulang kali jika tidak ada tindakan yang diambil dalam waktu 2 menit setelah alarm dimatikan.
- Laju aliran dapat diatur di kelipatan 0,1 ml / jam.
- Setelah mengirimkan VTBI, pompa akan terus bekerja dengan mode vena tetap terbuka (KVO rate).
- Saat pintu terbuka, tabung secara otomatis dikunci oleh penjepit tabung.
- Baterai internal yang dapat diisi ulang memungkinkan pompa diangkut bersama pasien tanpa menghentikan pompa operasi

MFP-01

Feeding Pump 01



KEMENKES RI AKD : AKD 20902122357

TECHNICAL SPESIFICATION	
FITUR	DESKRIPSI
Mekanisme Pompa	Peristaltik jari linier
Laju Aliran	1-2000ml/j (di penambahan 1,5, 10 ml/jam)
Purge, Bolus	Purge ketika pipa berhenti, bolus ketika pipa memulai, disesuaikan pada tingkat 600-2000 ml/h (di penambahan 1,5,10 ml/jam)
Akurasi	+/- 5%
VTBI	1-9999 ml(di penambahan 1,5,10 ml)
Sumber daya listrik	AC 110-230 V, 50/60 Hz, 45 VA
Vehicle Power (Ambulance)	12 V
Baterai	10,8 V, dapat di isi ulang
Ketahanan baterai	8 jam pada 100 ml/jam
Temperatur Kerja	10-30 °C
Kelembaban Relatif	30-75%
Tekanan atmosfer	860-1060 hPa
Klasifikasi Keamanan	Kelas II, tipe CF
Perlindungan tahan	air IPX5
DIMENSION	
Dimension	150(P)*120(L)*60(T) mm
Berat	1,5 kg

PRODUCT BENEFIT

- Desain yang kompak, ringan & simpel.
- Kebisingan suara penggerak motor rendah.
- sensor gelembung ultrasonic.
- VTBI (volume to be infused) mudah diatur.
- Pengaturan kecepatan aliran yang akurat untuk pasien.
- Akurasi laju aliran yang dilengkapi sistem jari peristaltik.
- Volume infus yang dapat dihapus.
- Alarm audio-visual untuk keamanan tambahan.
- Alarm pengingat berbunyi berulang kali jika tidak ada tindakan yang diambil dalam waktu 2 menit setelah alarm dimatikan.
- Laju aliran dapat diatur di kelipatan 0,1ml / jam, 0,5ml/jam dan 1,0ml/jam.
- Saat pintu terbuka, penjepit tabung otomatis mengunci.
- Baterai internal yang dapat diisi ulang memungkinkan pompa diangkut bersama pasien tanpa menghentikan pompa operasi yang normal.

MVP-02

Infusion Pump Multimedia 02



KEMENKES RI AKD : AKD 20902220111

TECHNICAL SPESIFICATION	
FITUR	DESKRIPSI
Mekanisme Pompa	Peristaltik lengkung
Laju Aliran	0,1-1500 ml/j (di penambahan 0,1 ml/jam)
Purge, Bolus	Purge ketika pipa berhenti, bolus ketika pipa memulai, 100-1500 ml/h (di penambahan 1 ml/jam)
Volume Bolus/Akurasi	1-20 ml (di penambahan 1 ml) / +/- 3%
Thermostat Bawaan	30-45 °C, disesuaikan
VTBI	1-20000 ml(di penambahan 0,1 ml/j)
Mode infus	ml/h, drop/mnt, berdasarkan waktu, berat badan, nutrisi
Laju KVO	0,1-5 ml/j (di penambahan 0,1 ml/j)
Sumber daya listrik	AC 110-230 V, 50/60 Hz, 20 VA
Baterai	9,6+/-1,6 V, dapat di isi ulang
Ketahanan baterai	5 jam pada 25 ml/jam
Temperatur Kerja	10-30 °C
Kelembaban Relatif	30-75%
Tekanan atmosfer	860-1060 hPa
Klasifikasi Keamanan	Kelas I, tipe CF
DIMENSION	
Dimension	150(P)*120(L)*60(T) mm
Berat	1,5 kg

PRODUCT BENEFIT

- Desain yang kompak, ringan & simpel.
- Cocok dan dapat digunakan dengan berbagai tiang infus.
- Kebisingan suara penggerak motor rendah.
- sensor gelembung ultrasonic.
- Penggunaan VTBI yang mudah diatur dengan tombol.
- Pengaturan kecepatan aliran yang akurat untuk pasien.
- Akurasi laju aliran yang dilengkapi sistem jari peristaltik
- Pembacaan volume yang dikirimkan dapat dihapus.
- Alarm audio-visual untuk keamanan tambahan.
- Alarm pengingat berbunyi berulang kali jika tidak ada tindakan yang diambil dalam waktu 2 menit setelah alarm dimatikan.
- Laju aliran dapat diatur dalam kenaikan 1ml / jam.
- Setelah mengirimkan VTBI, masukan fungsi pompa KEEP VEIN OPEN (KVO rate).
- Saat pintu terbuka, penjepit tabung otomatis mengunci.
- Baterai internal yang dapat diisi ulang akan menjaga pompa tetap bekerja jika daya AC terputus secara tidak sengaja.

Latex Gloves

SUWARNA EXAMINATION GLOVES POWDER FREE LATEX SIZE S/M/L



PRODUCT BENEFIT

- Standard Configuration :
- Medical Grade,
 - Ambidextrous,
 - Non Sterile,
 - Single Use

KEMENKES RI AKD : AKD 10903121364

Latex Gloves

SUWARNA LATEX EXAMINATION GLOVES, POWDER FREE/ KUNING S/M/L



PRODUCT BENEFIT

- Standard Configuration :
- Medical Grade,
 - Ambidextrous,
 - Non Sterile,
 - Single Use

Nitrile Gloves

SUWARNA Powder Free Nitrile Examination Gloves Size S/M/L



PRODUCT BENEFIT

- Standard Configuration :
- Medical Grade,
 - Ambidextrous,
 - Non Sterile,
 - Single Use

KEMENKES RI AKD : AKD 10903121360

HospeCide AHP Lansterimed Hospe Cide AHP
All Purpose Desinfectant
Size 1LT/5LT



PRODUCT BENEFIT

- Cairan dengan kandungan Hydrogen Peroxide yang mampu membunuh kuman dan bakteri secara merata.
- Membunuh kuman telah diuji kab terhadap bakteri :
 - > Salmonella Typhimurium
 - > Staphylococcus aureus
- Zat aktif :
 - > Hydrogen Peroxide

KEMENKES RI PKD : 20502121667

Oxy Detergent Lansterimed Oxy wash
Size 1 LT/5LT



PRODUCT BENEFIT

- Cairan pembersih penghilang noda-noda membandel serta mencerahkan warna pakaian
- Zat aktif :
 - > Hydrogen Peroxide

KEMENKES RI PKD : 20204122397

Hospesoft Gel Lansterimed Hospe Soft Gel
Alcohol Hand Rub
Size 500 ML/1LT/5LT



PRODUCT BENEFIT

- Gel antiseptik yang digunakan untuk membersihkan tangan
- Zat Aktif:
 - > Ethanol 96%

KEMENKES RI PKD : 20501022699

Disinfectant

Lansterimed Hospe Lacide
Disinfectant Size 1 LT/5LT



PRODUCT BENEFIT

- Cairan concentrate dengan kandungan Benzethonium Chloride sebagai cairan desinfeksi permukaan dan lantai
- Zat Aktif :
 - > Benzethonium Chloride
 - > Ethanol 96%
 - > Sodium Lauryl Sulfate

KEMENKES RI PKD : 20502023657

Disinfectant

Lansterimed HospeCide Linen
Disinfectant Size 1 LT/5LT



PRODUCT BENEFIT

- Cairan dengan kandungan Benzethonium Chloride sebagai cairan *desinfeksi untuk linen
- Membunuh kuman telah diuji lab terhadap bakteri :
 - > Salmonella Typhimurium
 - > Stapylococcus aureus
- Zat aktif :
 - > 5th Generation Quaternary Ammonium Compound

KEMENKES RI PKD : 20502023824

Hospewash 4

Lansterimed HospeWash 4
Size 500 ML/1 LT/5LT/20LT



PRODUCT BENEFIT

- Cairan sabun cuci tangan berbahan chlorhexidine gluconate dengan glycerine
- Zat Aktif:
 - > Chlorhexidine Gluconate
 - > Sodium Lauryl Sulfate

KEMENKES RI PKD : 20309023889

Karbol

HospesCare Kreolin Gel
Pembersih Lantai
Size 1LT/5LT/20LT



PRODUCT BENEFIT

- Untuk Membersihkan berbagai permukaan lantai dan toilet
- Selain membersihkan ruangan menjadi wangi dan segar
- Zat Aktif :
 - > Diaminomethanone
 - > Pine Oil
 - > Alkyl Benzene Sulfonate
 - > ISOPROPYL Alcohol

KEMENKES RI PKD : 20303022700

Detergent

HospesCare Detergent
Size 1 LT/5LT/20LT



PRODUCT BENEFIT

- Larutan Detergent dengan performa tinggi sehingga dapat membersihkan pakaian
- Zat Aktif :
 - > Sodium Lauryl Sulfate
 - > Soda Ash
 - > Isothiazolinone (CMIT)

KEMENKES RI PKD : 20202022450

Pelembut

HOSPES CARE Hospe Silk
Cairan Pelembut dan Pewangi
Linen Size 1 LT/5LT/20LT



PRODUCT BENEFIT

- Cairan pewangi untuk linen dengan aroma yang menyegarkan
- Cairan pewangi yang disertai dengan pelembut sehingga saat digunakan tidak kasar di tubuh
- Zat Aktif :
 - > Quaternary fatty acid derivative,
 - > Isothiazolinone

KEMENKES RI PKD : 20203120546

SYP-OTG-GOGGLES

SYNERPLAST SAFETY GOGGLES




PRODUCT BENEFIT

- Standard Configuration :
- Large Mirror Body Design
 - Can be worn with myopia glasses
 - Anti-spittle
 - Anti-splash
 - Anti-Impact
 - Anti Dust

Anti-Spittle, Anti-splash, Anti-Impact,- Anti-Dust

SPA-N05

SYNERPLAST SECURITY SEAL



TECHNICAL SPESIFICATION


DIMENSION	
Dimension total	300 mm
Dimension head	50 mm x 22 mm Lock
Dimension hole	Diameter 3mm
Dimension tail	250 mm x 3 mm

PRODUCT BENEFIT

- Material :
- Body : High Density Polyethylene (HDPE)
- Strenght :
- Average Breaking Strenght : 4 kg
- Hot Stamping :
- Nama Perusahaan, Logo, atau No Serial
 - Hot Stamping Color : Gold, Black, dan Silver.
 - Laser Print : Grey, and Black
- Packing :
- Cartoon Weight : 5 Kg (1 Box = 1000 Pcs)

SPA-N04

SYNERPLAST SECURITY SEAL



TECHNICAL SPESIFICATION

DIMENSION	
Dimension total	200 mm
Dimension head	50 mm x 22 mm Lock
Dimension hole	Diameter 3mm
Dimension tail	150 mm x 3 mm

PRODUCT BENEFIT

- Material :
- Body : High Density Polyethylene (HDPE)
- Strenght :
- Average Breaking Strenght : 4 kg
- Hot Stamping :
- Nama Perusahaan, Logo, atau No Serial
 - Hot Stamping Color : Gold, Black, dan Silver.
 - Laser Print : Grey, and Black
- Packing :
- Cartoon Weight : 5 Kg (1 Box = 1000 Pcs)

SPS-K5755 , SPS-K6805, SPS-K61005 dan SPS-K91205

Synerplast Plastik Sampah Medis Infeksius



TECHNICAL SPESIFICATION

Type	Ukuran
SPS-K5755	Plastik Sampah Medis Infeksius 50x75 cm
SPS-K6805	Plastik Sampah Medis Infeksius 60x80 cm
SPS-K61005	Plastik Sampah Medis Infeksius 60x100 cm
SPS-K91205	Plastik Sampah Medis Infeksius 90x120 cm

PRODUCT BENEFIT

- Standard Configuration :
- Kantong Plastik Kuning Medis LOGO INFEKSIUS ketebalan 0.5 mm
 - Kantong Plastik Kuning Medis berfungsi sebagai kantong sampah limbah infeksius dan patologi
 - Bahan LDPE
 - Kantong plastik kuning umumnya di gunakan sebagai kantong sampah medis rumah sakit.

SPS-H5755 SPS-H6805
SPS-H61005 dan SPS-H91205

Synerplast Plastik Sampah Medis Non Infeksius



PRODUCT BENEFIT

Standard Configuration :

- Kantong Plastik Hitam Medis Non Infeksius ketebalan 0.5mm
- Kantong Plastik Hitam Medis berfungsi sebagai kantong sampah limbah non infeksius
- Bahan LDPE
- Kantong plastik hitam umumnya di gunakan sebagai kantong sampah medis rumah sakit.

TECHNICAL SPESIFICATION

Type	Ukuran
SPS-H5755	Plastik Sampah Medis Infeksius 50x75 cm
SPS-H6805	Plastik Sampah Medis Infeksius 60x80 cm
SPS-H61005	Plastik Sampah Medis Infeksius 60x100 cm
SPS-H91205	Plastik Sampah Medis Infeksius 90x120 cm

SPL-K61005

Synerplast Plastik Laundry



PRODUCT BENEFIT

Standard Configuration :

- Kantong Plastik Laundry Kuning LOGO INFEKSIUS ketebalan 0.5 mm
- Kantong Plastik Laundry Kuning berfungsi sebagai kantong linen kotor infeksius dan patalogi
- Bahan LDPE
- Kantong plastik kuning umumnya di gunakan sebagai kantong linen kotor di rumah sakit.
- Isi 18 Lembar

TECHNICAL SPESIFICATION

Type	Ukuran
SPL-K61005	Plastik Sampah Medis Infeksius 60x100 cm

SPL-H61005

Synerplast Plastik Laundry



PRODUCT BENEFIT


Standard Configuration :

- Kantong Plastik Laundry Hitam Non Infeksius ketebalan 0.5 mm
- Kantong Plastik Laundry Hitam berfungsi sebagai kantong linen kotor non infeksius
- Bahan LDPE
- Kantong plastik hitam umumnya di gunakan sebagai kantong linen kotor di rumah sakit.
- Isi 18 Lembar"


TECHNICAL SPESIFICATION

Type	Ukuran
SPL-H61005	Plastik Sampah Medis Infeksius 60x100 cm

R & D



FABRICATION



ASSEMBLY



PACKAGING



ELECTRICAL TEST




MECHANICAL TEST



ELECTRICAL & MECHANICAL TEST BY SUCOFINDO



BARCODE - WEB ACIP CORPORATION



INDONESIA
MENGINSPIRASI



PT AZZA CITRA INSANI PERSADA
Jalan Letjend Suprpto No 29 F Harapan Mulia Kemayoran Jakarta Pusat 10640

Email : admin@azzacitrainsanipersada.com
Telepon : +62-2124506162
HP : +62- 821-7777-8293